

SensoIRIS MCP150PB Manual Call Point

EN 54-11/ 17

Description

The addressable manual call point SensoIRIS MCP150PB is designed for application in addressable fire alarm systems, which support TTE communication protocol. The call point has a built-in isolator module which when used allows continuous operation of the loop in case of short circuit and without need of using additional isolator modules.

The call point is powered on from the fire panel and can be controlled via the communication protocol.



Technical and Environmental Specifications

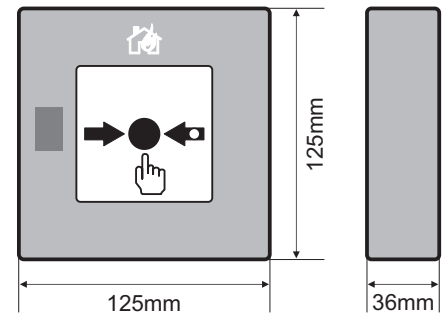
Operating Voltage Range	15 ÷ 32VDC
Consumption without communication (max.)	125µA@27VDC
Consumption with communication (max.)	160µA@27VDC
Consumption in Fire mode	3mA
Material (plastic)	ABS
Color	blue
Call point type (method of operation according EN 54-11)	B
Wire Gauge for terminals	0.5-2.5mm ²
Operating temperature	-10°C to +60°C
Relative humidity resistance	(93 ± 3)% @ 40°C
Working element (2 parts):	
- Frangible element (a break glass)	non-resettable
- Operating element (a button)	resettable
Indication "Fire alarm"	red LED
Weight	~257g
Dimensions	125x125x36mm

CE₁₉
1293

DoP No: 057

1293-CPR-0606 Rev.1

Tested by EVPU



Packing Information

• **Single packing box** - Dimensions 145x142x42 mm

The kit includes:

- SensoIRIS MCP150PB - 1 pc
- Key for opening - 1 pc



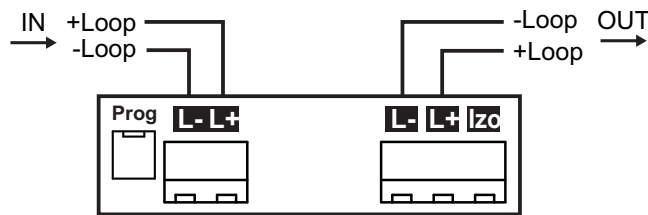
• **Carton box** - 50 kits of SensoIRIS MCP150PB, dimensions 507x427x335 mm

Contact Information:

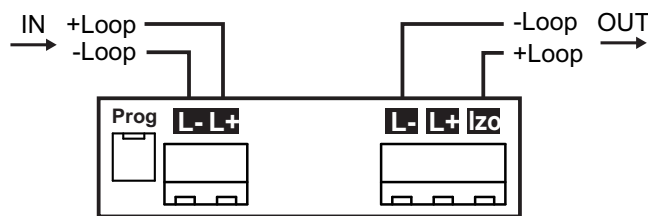
SensoIRIS MCP150PB Manual Call Point

EN 54-11/ 17

● Connection Diagrams



Without built-in isolator module



With built-in isolator module

● Compatible Product Range

- **IRIS** - Addressable Fire Panel, 4 loops, 96 zones
- **IRIS PRO** - Addressable Fire Panel, metal box, 4 loops, 96 zones
- **SIMPO** - Addressable Fire Panel, 2 loops, 48 zones
- **SensoIRIS Programmer** - Address Programming Tool

● Contact Information: